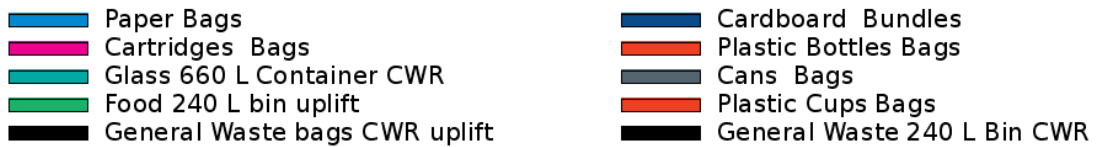
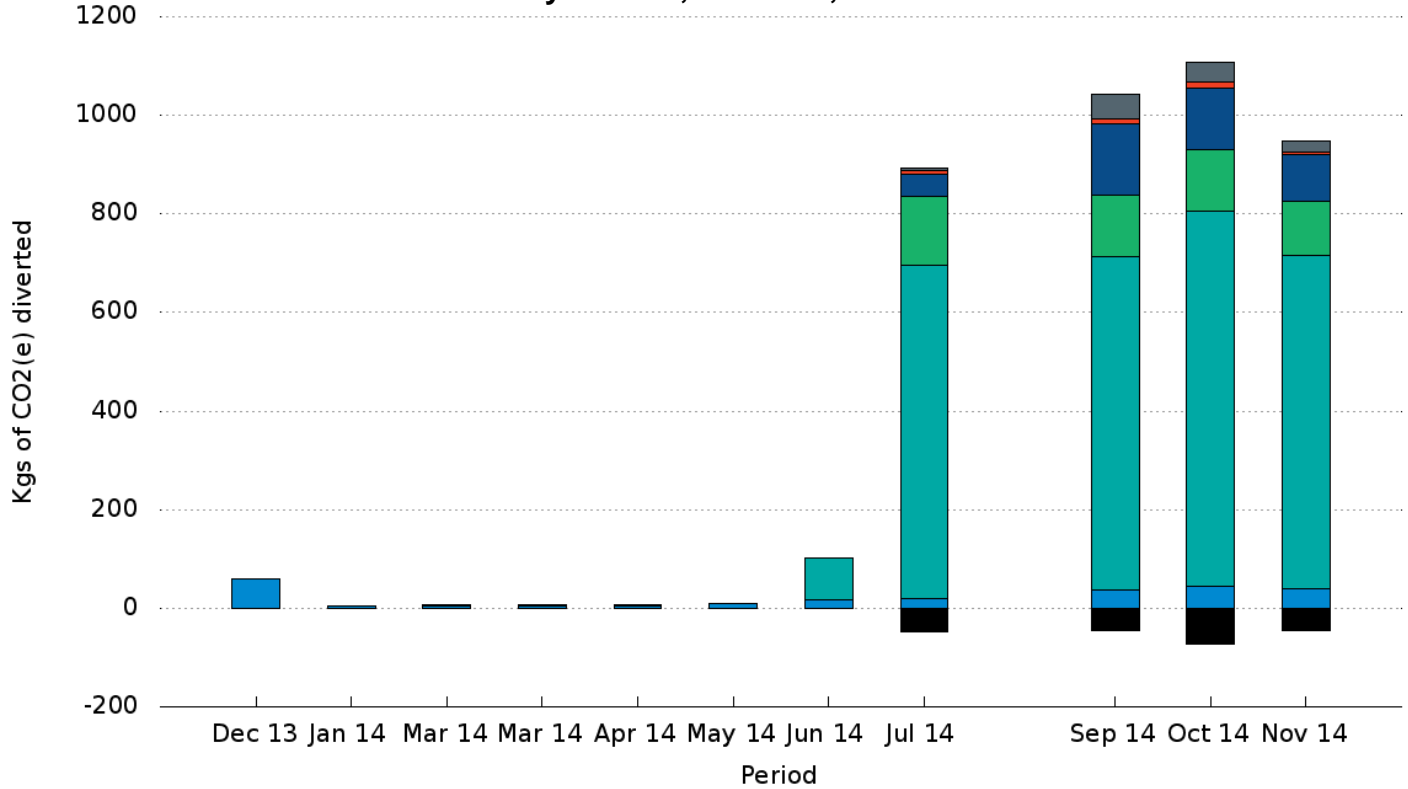


Carbon Report December 2013 - November 2014

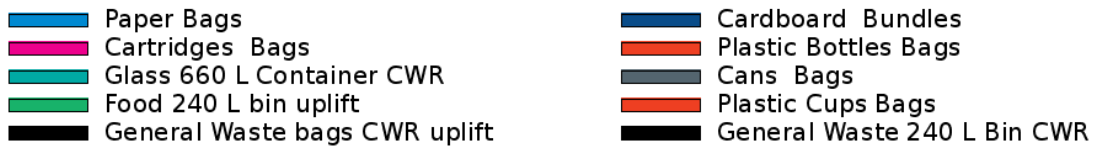
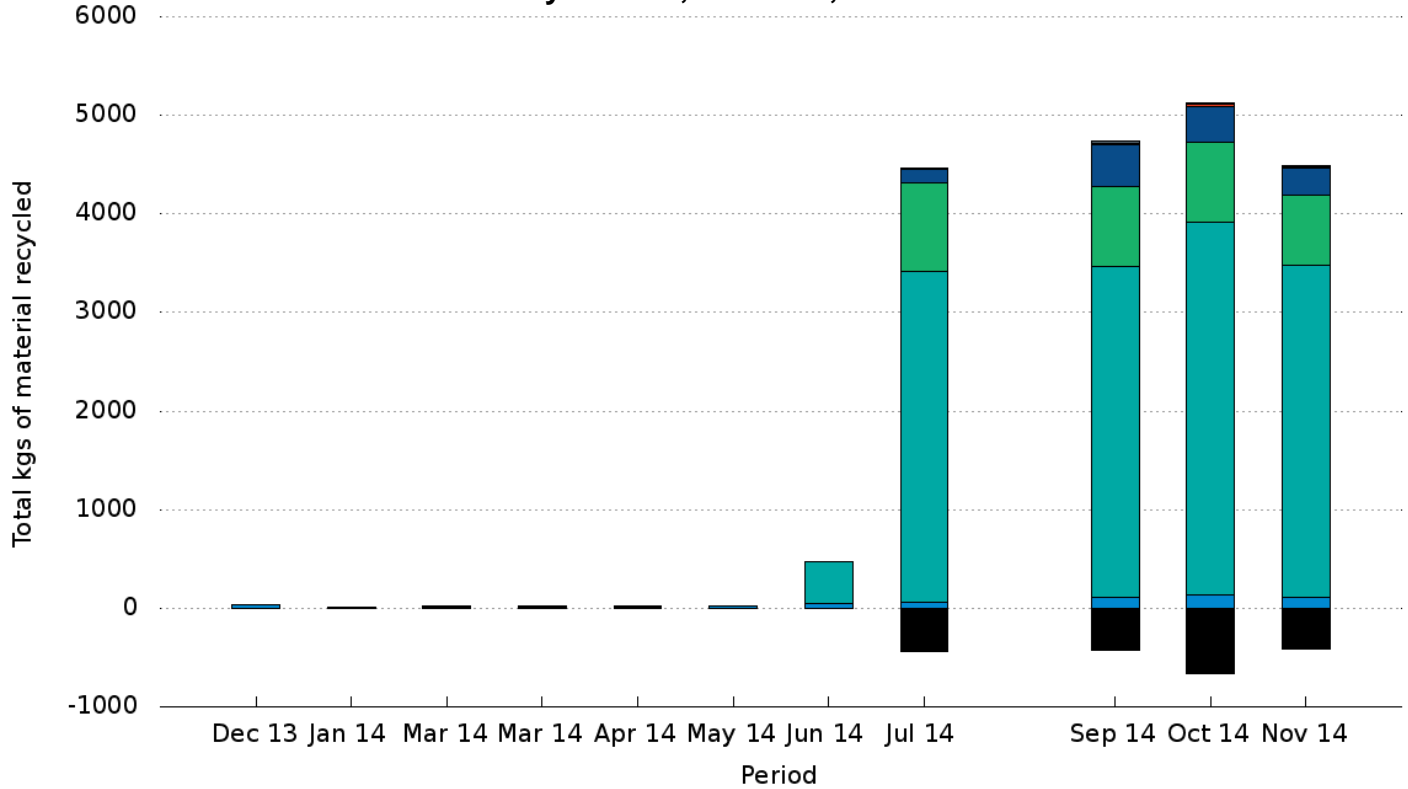
Assembly Rooms, EH2 2LR, PC2253



	Paper Bags	Cartridges Bags	Glass 660 L Container CWR	Food 240 L bin uplift	General Waste bags CWR uplift	Cardboard Bundles	Plastic Bottles Bags	Cans Bags	Plastic Cups Bags	General Waste 240 L Bin CWR
Dec 13	60.00	0.00	0.00	0.00	0.00	0.00	0.00	0.00	0.00	0.00
Jan 14	5.68	0.00	0.00	0.00	0.00	0.00	0.00	0.00	0.00	0.00
Mar 14	5.68	2.31	0.00	0.00	0.00	0.00	0.00	0.00	0.00	0.00
Mar 14	5.68	2.31	0.00	0.00	0.00	0.00	0.00	0.00	0.00	0.00
Apr 14	5.68	2.31	0.00	0.00	0.00	0.00	0.00	0.00	0.00	0.00
May 14	8.52	0.00	0.00	0.00	0.00	0.00	0.00	0.00	0.00	0.00
Jun 14	17.03	0.00	84.42	0.00	0.00	0.00	0.00	0.00	0.00	0.00
Jul 14	19.87	0.00	675.36	139.50	-47.74	47.03	6.94	5.43	0.00	0.00
Aug 14	0.00	0.00	0.00	0.00	0.00	0.00	0.00	0.00	0.00	0.00
Sep 14	36.90	0.00	675.36	125.55	-46.15	145.35	10.40	48.83	0.58	0.00
Oct 14	45.42	0.00	759.78	125.55	-71.61	123.98	13.87	37.98	2.31	0.00
Nov 14	39.74	0.00	675.36	111.60	-36.60	94.05	5.20	21.70	0.00	-8.72
Total kgs of CO2(e) diverted	250.19	6.94	2,870.28	502.20	-202.11	410.40	36.41	113.93	2.89	-8.72

Weight Report December 2013 - November 2014

Assembly Rooms, EH2 2LR, PC2253



	Paper Bags	Cartridges Bags	Glass 660 L Container CWR	Food 240 L bin uplift	General Waste bags CWR uplift	Cardboard Bundles	Plastic Bottles Bags	Cans Bags	Plastic Cups Bags	General Waste 240 L Bin CWR
Dec 13	40.00	0.00	0.00	0.00	0.00	0.00	0.00	0.00	0.00	0.00
Jan 14	16.60	0.00	0.00	0.00	0.00	0.00	0.00	0.00	0.00	0.00
Mar 14	16.60	4.00	0.00	0.00	0.00	0.00	0.00	0.00	0.00	0.00
Mar 14	16.60	4.00	0.00	0.00	0.00	0.00	0.00	0.00	0.00	0.00
Apr 14	16.60	4.00	0.00	0.00	0.00	0.00	0.00	0.00	0.00	0.00
May 14	24.90	0.00	0.00	0.00	0.00	0.00	0.00	0.00	0.00	0.00
Jun 14	49.80	0.00	420.00	0.00	0.00	0.00	0.00	0.00	0.00	0.00
Jul 14	58.10	0.00	3,360.00	900.00	-438.00	137.50	12.00	2.50	0.00	0.00
Aug 14	0.00	0.00	0.00	0.00	0.00	0.00	0.00	0.00	0.00	0.00
Sep 14	107.90	0.00	3,360.00	810.00	-423.40	425.00	18.00	22.50	1.00	0.00
Oct 14	132.80	0.00	3,780.00	810.00	-657.00	362.50	24.00	17.50	4.00	0.00
Nov 14	116.20	0.00	3,360.00	720.00	-335.80	275.00	9.00	10.00	0.00	-80.00
Total kgs of material recycled	596.10	12.00	14,280.00	3,240.00	-1,854.20	1,200.00	63.00	52.50	5.00	-80.00